



OWNER'S MANUAL
TRAVEL'R

MOTORIZED FIXED PITCH AWNING



TABLE OF CONTENTS

Introduction	2
Operation	2
Emergency Operation	2
Awning Care	4
Fabric Care.....	4
Mildew	4
Pooling	4
Arm Care.....	4
Limited Warranty	5
Carefree Fabric Extended Protection Plan	7

INTRODUCTION

From its beginning in the early 70's, Carefree of Colorado has emerged as the premier manufacturer of quality awnings and accessories for Recreational Vehicles (RVs). Our full line of products can provide the accessories that match your life style; no matter what type of RV you own.

Check with your dealer to discover the products that can make your life more Carefree.

Don't forget, Carefree also has an extensive line of Sun Problem Solutions for home and business.

The Travel'r provides motorized awning comfort with Carefree's standards for looks, strength and dependability. It is the successful blend of style, quality and economy. The awning is available in two fixed pitch models, steep and flat.

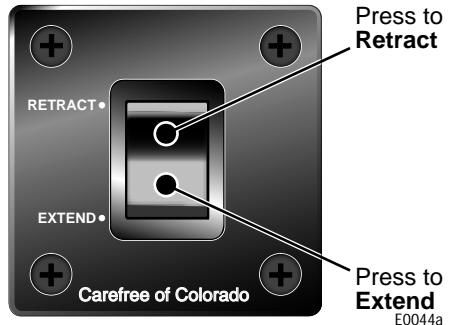
Features include:

- The unique "scissor" style arms do not require vertical ground supports.
- The awning rollbar and arms are made from light weight, no-rust aluminum;
- The 100% billow-proof, worm-gear drive motor eliminates the need for travel locks;
- Highest head clearance of any vertical arm awning.

This manual describes the operation and care for your Travel'r Patio Awning.

OPERATION

To Operate the Awning: Press and hold the Patio Switch until the awning is in the desired position then release the switch.



EMERGENCY OPERATION

If the original power source fails or is unavailable, the Travel'r has emergency override terminals (12V). The terminals can be used with a 10V-18V power source, such as a cordless drill battery or car battery.

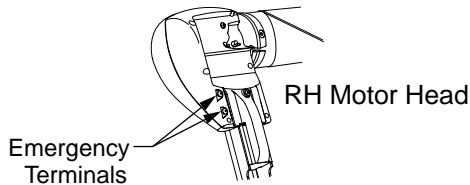
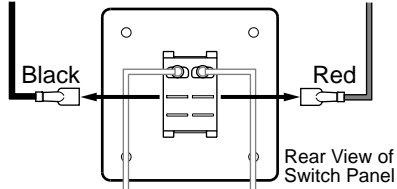
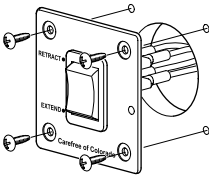
⚠ WARNING

DO NOT CONNECT THE TRAVEL'R TERMINALS TO A 110V POWER SOURCE! DOING SO WILL PERMANENTLY DAMAGE THE AWNING!

To use the emergency terminals:

⚠ CAUTION

DO NOT USE THE EMERGENCY TERMINALS WITHOUT FOLLOWING THE DIRECTIONS BELOW. THE ELECTRONIC CIRCUIT CREATES A DYNAMIC BRAKE FOR THE MOTOR BY SHORTING AND GROUNDING THE MOTOR LEADS. STEPS 1 & 2 REMOVE THE BRAKE TO ALLOW THE EMERGENCY OVERRIDE TO WORK.



TravelR010b

1. Remove the switch and panel from the mounting surface.
2. Disconnect the red and black motor wires from the back of the switch.
3. Attach jumper leads to the emergency terminals located on the rear of the RH motorized head.
4. Connect the other ends of the jumper leads to a 12V source. If the awning does not begin to move, reverse the leads.
5. Maintain contact throughout the retraction process.

⚠ CAUTION

BE CAREFUL WHEN RETRACTING THE AWNING AS THE AWNING MAY MOVE ABRUPTLY.

Common Operational Questions

The following items are operational items that may come up as questions during normal operation.

1. The motor has a thermal protection circuit. If the motor overheats, the circuit will shut off the motor. Wait approximately 15 minutes, operation will return to normal. As an example, this may occur if the awning is fully closed and retract switch pushed repeatedly, then the awning does not extend.
2. The awning seems to extend and retract slowly. Normal operation time is 28-35 seconds to extend or retract. If the power supply is on the low side of the acceptable voltage range (10VDC-14VDC) the awning will move slower.
3. The awning may appear to move jerkily. When the fabric is rolled out, the Alumaguard or Uniguard may "bounce" creating a wave like motion in the canopy fabric. This will create the appearance of moving jerkily.
4. With Uniguard, the awning sticks or hangs up. When Uniguard is installed with a vinyl canopy, the vinyl will have a tendency to "cling" to the Uniguard when not used over an extended period. Open and close the awning in short bursts 2 or 3 times, the awning will then open normally.

If the awning does not operate; contact your Carefree Service Center. Visit our web site @ www.carefreeofcolorado.com for a listing of dealers and service centers.

AWNING CARE

Maintaining a Carefree Awning is easy. Just follow these basic steps:

- Always operate the awning according to the instructions.
- Periodically check that the fasteners are tight. Tighten if necessary.
- Keep the awning fabric and arms clean.

FABRIC CARE

CAUTION

DO NOT USE OIL BASED CLEANERS OR ANY CAUSTIC, GRANULATED, OR ABRASIVE TYPE CLEANERS ON YOUR CAREFREE PRODUCT.

1. One of the best ways to keep the fabric looking good and to delay the need for deep or vigorous cleanings is to hose fabrics off on a monthly basis with clear water. This practice will help prevent dirt from becoming deeply imbedded in the fabric. In most environments, a thorough cleaning will be needed every two to three years.
2. When it's time for a thorough cleaning, the fabric can be cleaned while still on the awning frame.
 - For Vinyl Fabric – Use a soft brush and warm water with soap.
 - For Acrylic Fabric – Use a stiff brush and warm water with soap.
3. When cleaning the fabric, it is important to observe the following:
 - Always use a natural soap, never detergent.
 - Water should be cold to lukewarm, never more than 100°F.
 - Air-dry only. Never apply heat to the fabric.
 - Always allow the fabric to dry thoroughly before rolling up the awning.

MILDEW

Mildew is a fungus growth that looks like dirt. Vinyl coated polyester fabrics are mildew resistant because of a chemical biocide in the vinyl coating. Under ordinary conditions, mildew will not appear. However, in areas where high temperature and humidity are common, mildew can be a problem and require the material to be washed more frequently. Thoroughly rinse the fabric with clean water and allow to air dry completely before rolling up the awning.

POOLING

When water collects on the top of the fabric, this is known as "pooling". This can occur during inclement weather or if a running air conditioner discharges over the awning. The water is dumped when the awning is retracted. It is recommended that if water accumulates on the top; retract the awning in steps (8"-12") to dump the water. This will help prevent the fabric from stretching or distorting.

The effects of wind and rain on an awning are unpredictable. Severe damage to the awning and the vehicle may result. IF WIND OR EXTENDED PERIODS OF RAIN ARE EXPECTED, ROLL UP THE AWNING AND SECURE FOR TRAVEL.

ARM CARE

The best method of keeping the arms and braces operating smoothly is to clean them. Dirt and debris can cause the arms to not move easily.

Periodically wash out the channels with running water (i.e. a hose) to keep them clean. If the arms still do not move easily, lightly spray the joints and pivot points with a dry silicone lubricant after the arms have been cleaned and dried thoroughly.

LIMITED WARRANTY

Carefree of Colorado (hereafter referred to as Carefree) warrants to the FIRST retail Purchaser that the Travel'r Patio Awning is free of defects in material and workmanship within the terms and conditions as set forth below. Carefree's obligation under this warranty is limited to the repair or replacement, at Carefree's option, of any defective component within the stated warranty period. THIS WARRANTY IS NOT TRANSFERABLE.

1. DURATION

- a) 2 years on parts, labor and freight on canopy.
- b) 4 years on parts, labor and freight on springs, rollers and hardware.
- c) 4 years on parts, labor and freight on electronic components.

Warranty duration is not extended by the length of time the product is not in use or the time which the purchaser is deprived the use of the product. The duration of coverage is determined by the date of the original product purchase, not the date of repairs.

2. WHAT IS COVERED UNDER THIS WARRANTY

Defects in the manufacturer's material and workmanship of product under normal use, and which occur within the duration of the warranty period. The following components are covered only as listed:

- a) *Fabrics* – Free from quality defects (normal wear and fading are excluded). Cracking, peeling, hardening, sagging or loss of strength provided that the damage is not the result of high winds or water pooling.
- b) *Roller tube & Hardware* – Free from extrusion defects.
- c) *Springs* – Defects.
- d) *Motor assemblies* – Defects.
- e) *Electronics* – Defects.

3. WHAT IS NOT COVERED UNDER THIS WARRANTY

- a) Fabric damage such as pinholes or tears not reported within ten (10) calendar days of purchase.
- b) Improper installation and/or any damage or failure that results from improper installation of the product, including fabric damage caused by improper installation.
- c) Normal wear including the occasional need to re-tension the awning.
- d) Conditions that are not related to the material or workmanship of the product: including any failure that results from an accident, wind, rain, water pooling, or other acts of God.
- e) Purchaser's abuse, including but not limited to neglect; failure to operate, use or maintain the product in accordance with the instructions provided with the product.
- f) Any component not sold or manufactured by Carefree.
- g) Any failure that results from the use of another manufacturer's product with a Carefree product that is not specifically approved by Carefree.
- h) Any incidental, indirect, or consequential loss, damage, or expense that may result from any defect, failure, or malfunction of the Carefree product.
- i) The removal or alteration of any product component or device. In the event of such removal or alteration, this warranty is void.
- j) Any expense related to delivery or pick-up of product to/from the Service Dealer; including travel time, transport costs and/or service call charges.

4. RESPONSIBILITIES OF THE PURCHASER

IN ORDER FOR THE WARRANTY TO BE HONORED, THE PURCHASER MUST HAVE PROOF OF PURCHASE: THE ORIGINAL RECEIPT OR THE WARRANTY CARD ON FILE AT CAREFREE OF COLORADO. FAILURE TO PROVIDE THE REQUIRED DOCUMENTATION MAY DELAY OR VOID ANY WARRANTY CLAIM.

- a) Retain dated proof of purchase for specified product, and provide it as requested.
- b) Inspect the awning upon purchase to confirm the condition of the canopy, hardware and proper operation of the product.
- c) Perform "Periodic Maintenance" as specified in Owners Manual.
- d) Use reasonable care in maintenance, operation, use and storage of the product in accordance with the instructions contained in the owner's manual.

Carefree of Colorado

5. WARRANTY CLAIM PROCEDURE

- a) Deliver any product claimed or found defective during warranty period to a Carefree of Colorado Authorized Service Dealer. Visit www.carefreeofcolorado.com for the name of nearest Authorized Service Dealer, or call Carefree at the phone number shown.
- b) Customer shall schedule a time with an Authorized Service Dealer. Repair or replacement will be scheduled and performed at the Authorized Service Dealer according to normal work flow and availability of replacement parts.
- c) *Work must be performed by a Carefree authorized service center.* When warranty work/repair is performed by an authorized service agent, the agent is responsible for directly billing Carefree of Colorado for warranted parts and labor.
- d) Carefree shall pay the respective servicing dealer or agent for performing any repairs authorized by Carefree as per the terms of this warranty. Company will allow for freight and labor charges - labor is based on Flat Rate Form.
- e) All warranty claims shall be paid through the servicing agent. Carefree does not provide reimbursement for warranty claims paid for by the customer.
- f) The customer shall pay only those costs not covered by warranty. The customer shall have no out-of-pocket expenses except as stated.
- g) The Original Purchaser is responsible for any expenses related to delivery or pick up of product to/from the Service Dealer; including travel time, transport costs and/or service call charges.
- h) If the Purchaser does not receive satisfactory results from the Authorized Service Dealer, the Purchaser should contact the Carefree of Colorado Customer Care Department within 10 days after completion of the questionable service.

THIS WARRANTY GIVES THE OWNER SPECIFIC LEGAL RIGHTS. THE LAWS OF CERTAIN JURISDICTIONS MAY GRANT THE OWNER ADDITIONAL RIGHTS AND PRIVILEGES. Except as set forth above; Carefree makes no warranty, whether statutory or otherwise, including without limitation, any warranty of merchantability or fitness for a particular purpose. Carefree shall have no liability except to repair, replace or adjust defective products and parts. Carefree specifically excludes any liability, whether in contract, tort or otherwise, for personal injury, property damage, economic or consequential losses. Carefree has not authorized any person or company to alter the terms of this warranty.

It is Carefree of Colorado's policy and practice to continuously improve the company's products and services. Therefore, Carefree reserves the right to make changes in design and components, without notice, whenever it is believed the quality of the product will be improved, but without incurring any obligation to incorporate such improvements in any product which has been shipped or in service.

FOR YOUR RECORDS:

DEALER/INSTALLER

NAME: _____

ADDRESS: _____

PHONE: _____

PURCHASE DATE: _____

PART NUMBER: _____

SERIAL NUMBER: _____

**PRODUCT NAME
OR DESCRIPTION:** _____

Color: _____ **Length:** _____

Register your Carefree products on-line @ www.carefreeofcolorado.com

CAREFREE FABRIC EXTENDED PROTECTION PLAN

Carefree Awnings use the best fabrics in the industry. No other brand can match Carefree's heavy-duty vinyl and extra durable Weatherguard. Acrylic canopies are constructed with world famous Sunbrella brand woven fabric.

The simple fact is, no part of the awning endures more abuse than the canopy. That is why no manufacturer can guarantee the fabric against wind, rain or other abuse.

Carefree's outstanding Two & Four Year Limited Warranty provides the best overall awning warranty protection in the industry! Consult the actual warranty for details.

**THE EXTENDED PROTECTION PLAN
EVEN COVERS FABRIC DAMAGE DUE TO WIND AND RAIN
FOR 5 YEARS FROM ORIGINAL PURCHASE DATE OF CANOPY!**

The Extended Protection Plan is offered to expand the RV owner's Carefree experience. Here is what is included:

- The original two-year coverage for fabric is expanded to 5 years.
- Coverage includes damage that is the result of wind, hail, rain and water pooling.

Terms and Conditions

- Canopy replacement under the Fabric Extended Protection Plan is non-transferable and available only to the original purchaser.
- Canopy replacement is limited to one (1) free canopy per purchased plan.
- The Fabric Extended Protection Plan covers only the fabric portion of the canopy. The plan does not cover the extruded Alumaguard cover if installed.
- A separate plan must be purchased for each awning to be covered.

THIS IS A LIMITED TIME OFFER - The Extended Protection Plan Offer expires 45 days from Date of RV or Awning Purchase!

PRODUCT(S) PURCHASED	HARDWARE MODEL # & PRODUCTION CODE	ROLLER SERIAL #	PLAN PRICE
Vinyl Patio Awnings (1)			\$69.95
Spirit FX, Fiesta or Simplicity (2)			\$69.95
Acrylic Patio Awnings (1)			\$99.95
Spirit FX, Fiesta (2)			\$99.95

Total Amount _____

- Notes:
- Hardware Model # & Production Code is located on the bottom inside of the right arm channel.
 - Roller Serial # is found on the roll bar toward the right end of the awning and on the care instruction label on valance.

Owner's Name: _____ **Date Purchased:** _____

Address: _____

City: _____ **State:** _____ **Zip:** _____

Phone Number: _____ **E-Mail:** _____

- Check totaling all purchases plans is enclosed! Your cancelled check is your receipt
- Dated proof of purchase is enclosed!

**Send Payment to: Carefree of Colorado
2145 West 6th Avenue; Broomfield, CO 80002**

Publications available on-line @ www.carefreeofcolorado.com:

- 052540-201 Travel'r, Owner's Manual
- 052540-002 Travel'r, Installation Manual
- 052540-301 Travel'r, Service Manual

IMPORTANT NOTICE: It is strongly recommended that adjustments and repairs not described in this book be performed by trained technicians at your Authorized Carefree Dealer. Work performed by non-authorized persons or businesses may void warranty.



Special Note: This manual provides a basic description of the product and the standard operating controls provided by Carefree of Colorado. Some Original Equipment Manufacturers (OEM's) may alter or change the placement, style and/or functional configuration of the switches. If your controls do not match the style or description included, contact the coach manufacturer for an accurate description. OEM furnished components are not covered by the Carefree warranty.