

Bulletin Number: VF-013
Effective: January 2, 1991

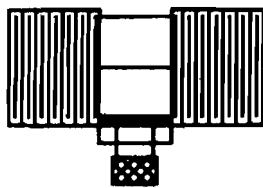
DRY WINTER STORAGE: WATER INLET DRAIN KIT

Affected Models: All VacuFlush® and Traveler® toilets.


New Product Information: SeaLand has received several requests for a simplified method to winterize VacuFlush and Traveler toilets. Freezing tests have shown that draining the water valve and waterline is all that is necessary to protect the toilet against damage in cold temperatures. A potable water antifreeze solution may also be pumped through the entire water system. In some installations, such as cottages, the antifreeze method is not practical.

To facilitate the draining of the toilet without removal of the base or pedal covers or waterline, SeaLand has introduced the Water Inlet Drain Kit. This kit consists of two plastic fittings which are connected between the waterline and the toilet water valve. The nipple fitting has a small drain cap. The winterizing procedure is to simply loosen the drain cap, depress the toilet flush lever and re-tighten the cap. The following illustration describes the installation of the drain kit.

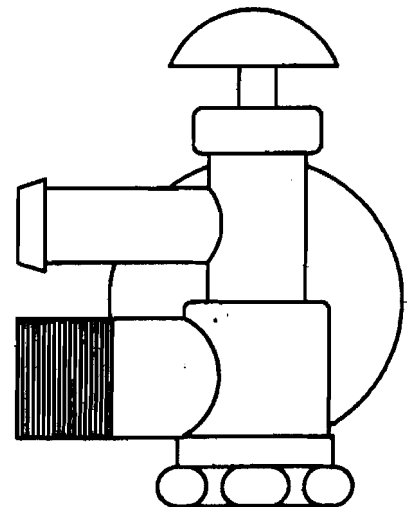
Note: Apply teflon tape to all 1/2" threads. Always use two wrenches when tightening all joints.



**1/2" Close Nipple
with Drain**



1/2" Coupling



Toilet Water Valve

Ordering Information: The Water Inlet Drain Kit can be ordered under Part Number 310168. The factory suggested retail price is \$9.89 as of January 2, 1991. This price is subject to change without notice.