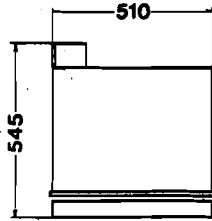


Dimensions (Unit: mm)

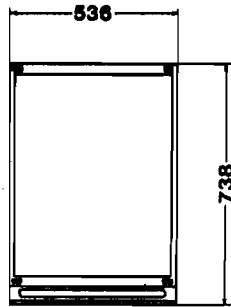
CUT OUT DIMENSIONS

SR A0321/A0331

20 1/2 =W
28 3/4 =H
19 15/16=D

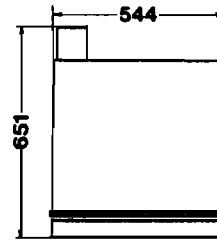


Weight per unit:
76 lbs.

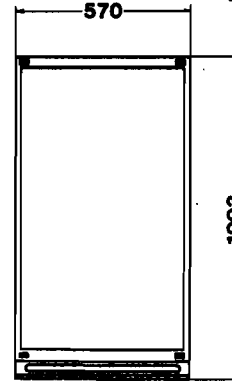


SR A0621/A0631

21 7/8 =W
39 3/16=H
24 =D

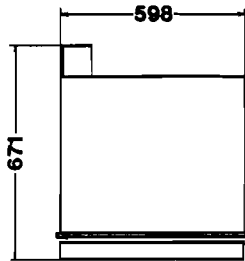


Weight per unit:
110 lbs.




SRA0721

23 7/8=W
53 3/4=H
24 3/4=D

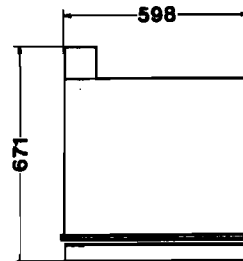


Weight per unit:
148 lbs.



SRA1221

23 7/8=W
57 3/8=H
24 3/4=D



Weight per unit:
157 lbs.

