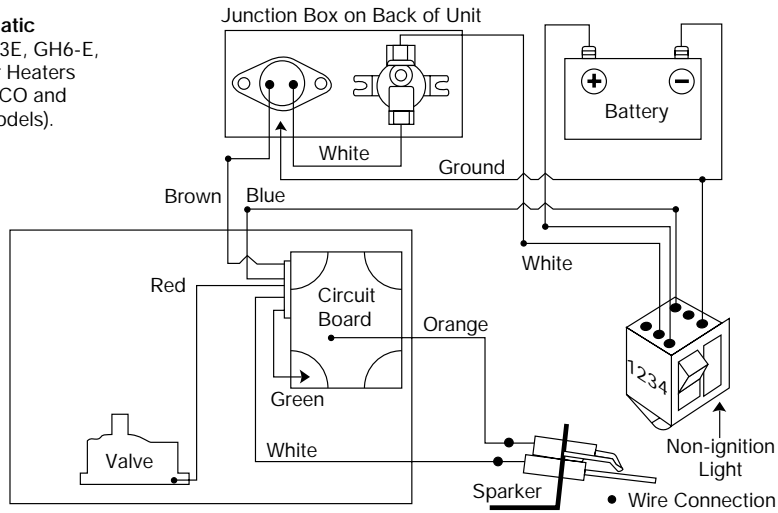
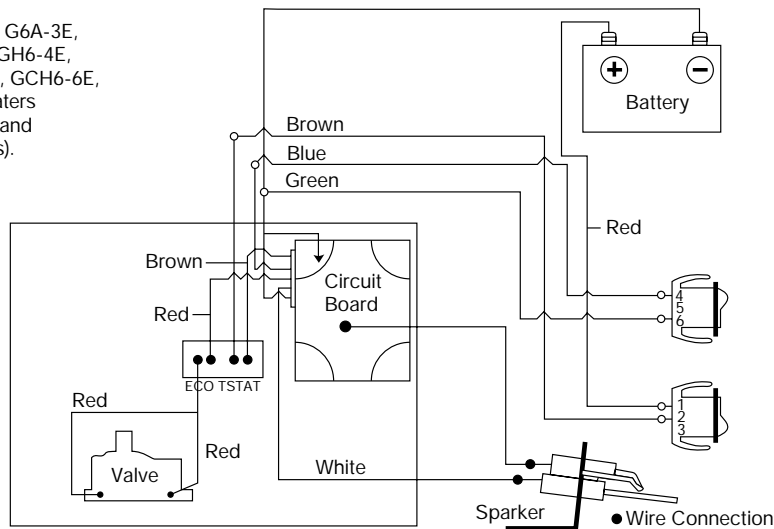


Water Heater Wiring Schematics

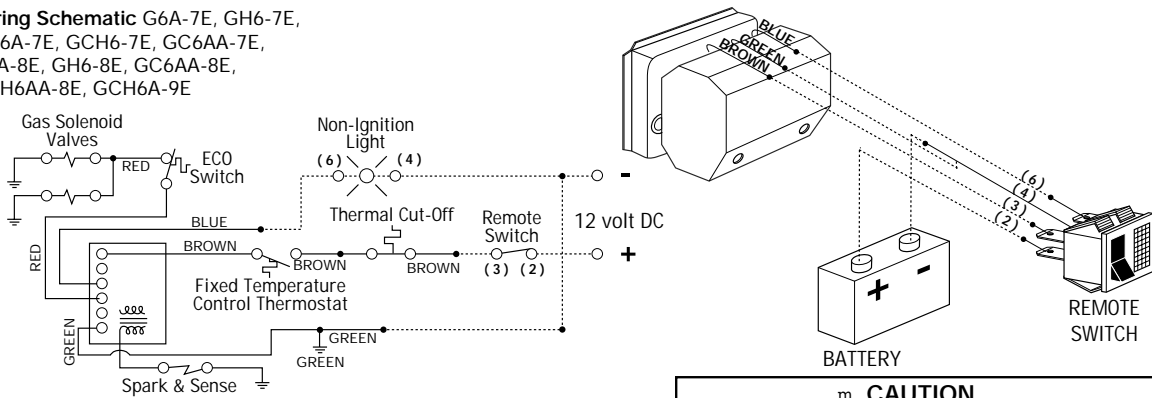
Wiring Schematic
G6A-2E, G6A-3E, GH6-E,
GH6-3E Water Heaters
(Rear Mount ECO and
Thermostat Models).



Wiring Schematic G6A-3E,
G6A-4E, GH6-3E, GH6-4E,
GCH6-4E, G6A-6E, GCH6-6E,
GH6-6E Water Heaters
(Front Mount ECO and
Thermostat Models).



Wiring Schematic G6A-7E, GH6-7E,
GC6A-7E, GCH6-7E, GC6AA-7E,
G6A-8E, GH6-8E, GC6AA-8E,
GCH6AA-8E, GCH6A-9E



Dotted lines are wired by customer

CAUTION
When servicing controls, label all wires prior to disconnection.
Wiring errors can cause personal injury or property damage.
Verify proper operation after servicing.