

PROPER THERMOSTAT LOCATION

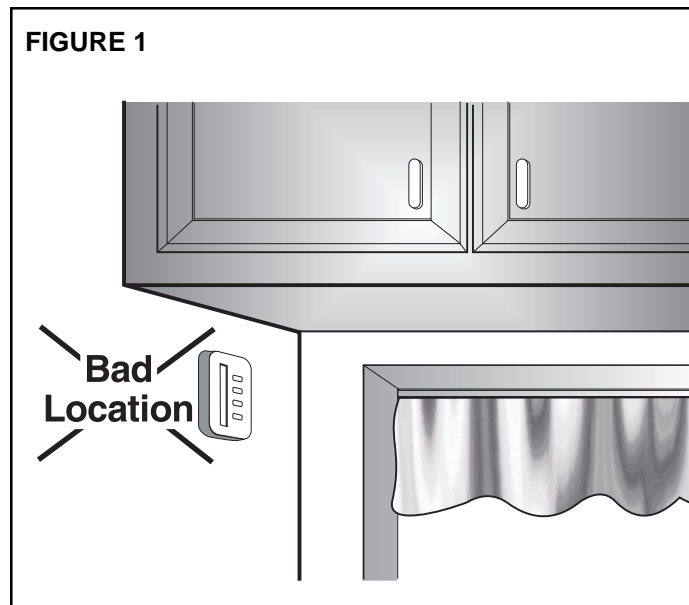
Air Conditioner
Bulletin A22/7A
February 1997

THE THERMOSTAT LOCATION IS VERY IMPORTANT FOR BALANCED TEMPERATURE CONTROL IN AN RV.

Today's interior design of the RV has become both cosmetically more appealing and more efficient in its use of storage space. These improvements have generated complex interior space requirements which, in turn, have caused many RV's to become a maze for heating and air conditioning circulation.

The heating system is usually mounted close to floor level and consists of one or more furnaces. The air conditioner(s) is mounted on the roof with a different air distribution system. It is very important to locate the thermostat and remote sensors in areas that have good air movement. This may be difficult because what works well for heating may not work well for air conditioning.

The thermostat or remote sensors must be placed in a location with good air movement. Placing a thermostat or sensor under a cabinet or in a corner will result in a large fluctuation in the temperature. (See Figure 1).



The proper location for the thermostat or remote sensor is 54" from the floor and on an inside wall. It should be located where it cannot be affected by heat from the sun, lamps, ovens, etc., or other sources of draft. Locations close to entry doors and windows should be avoided. The discharge from registers blowing directly on the thermostat or remote sensor can cause the systems to short-cycle and should be avoided. (See Figure 2).

FIGURE 2
Examples of Bad Thermostat Locations

- 1, 3, 4 Near Heat Sources
- 2 Near Drafts or Heat source
- 5, 6 Near Drafts
- 7 On an Outside Wall

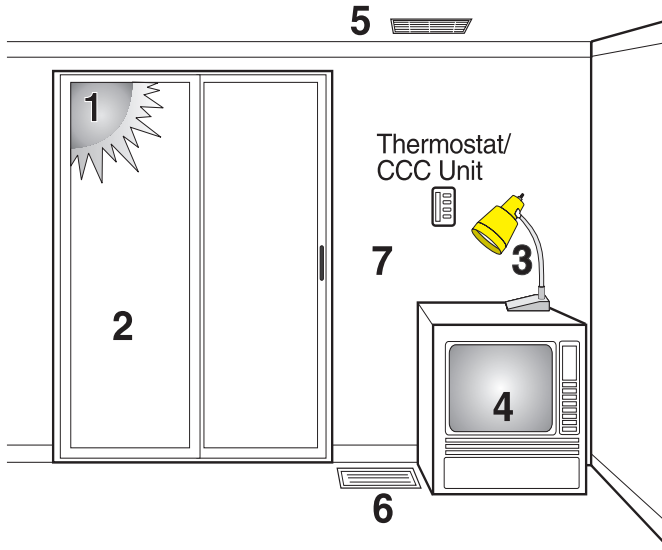
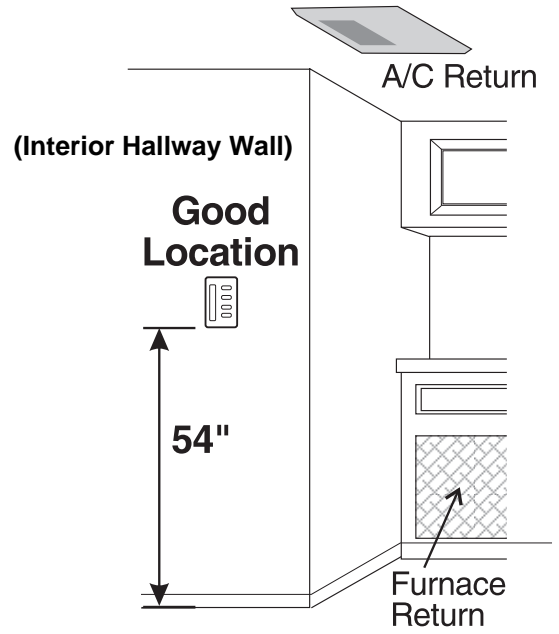


FIGURE 3
Example of Good Thermostat Location



When the floor plan or interior design of an RV changes, Dometic suggests trying several locations for the thermostat or remote sensors to determine the best location for mounting. Both heating and air conditioning should be tested, especially if they are using different duct systems and the same thermostat. Once the proper thermostat (or remote sensor) location is determined, this location should be used on other RV's with the same basic plan. (See Figure 3)

If you have further questions about properly locating the thermostat or remote sensors, please contact your Dometic Sales Representative or the Technical Service Department at 1-219-463-4858.