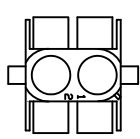
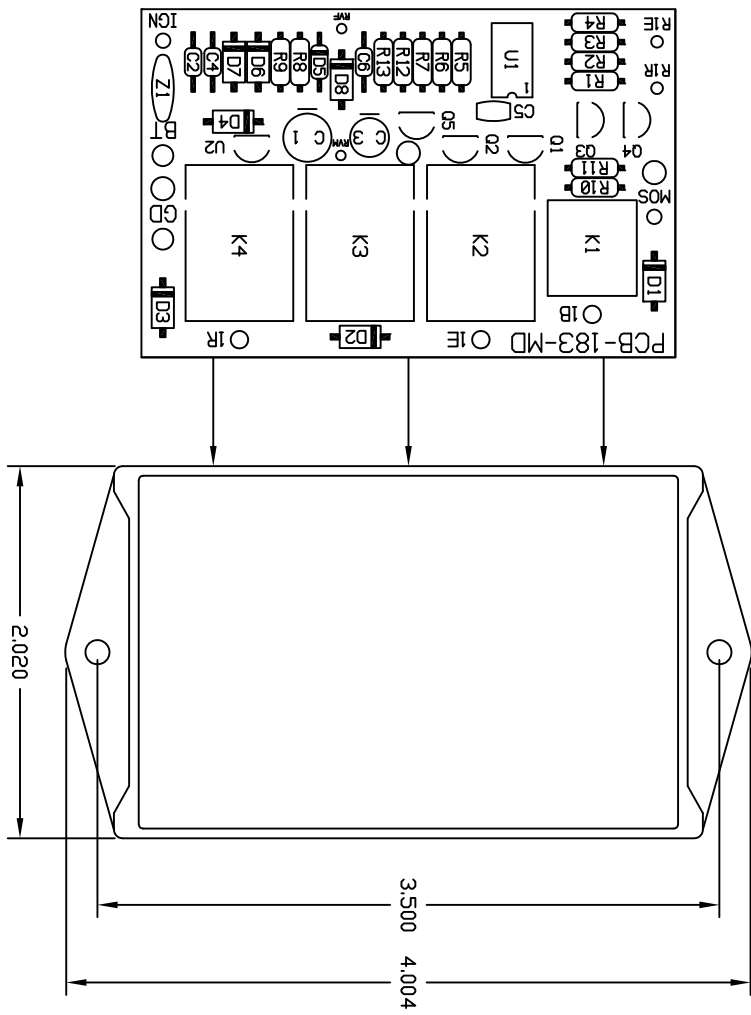
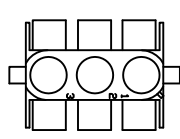


WIRE PIN-OUT, COLOR & FUNCTION

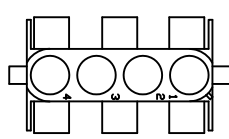
PRODUCTION REVISIONS		DATE	BY
REV.	DESCRIPTION		
1	WAS USING ONLY THREE CONNECTORS	03-23-07	KPD



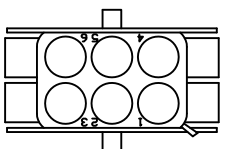
PIN 1 - 12 GA WHITE - SYSTEM GROUND IN
 PIN 2 - 12 GA RED - +12V BATTERY IN



PIN 1 - 16 GA YEL/BLK - IGNITION +12V IN
 PIN 2 - NO CONNECTION
 PIN 3 - 16 GA RED/YEL - MANUAL OVERRIDE +12V IN



PIN 1 - 18 GA PURPLE - RM RETRACT +12V IN
 PIN 2 - 18 GA ORANGE - RM EXTEND +12V IN
 PIN 3 - NO CONNECTION
 PIN 4 - NO CONNECTION



PIN 1 - 14 GA ORANGE - RM EXTEND +12V OUT
 PIN 2 - 14 GA PURPLE - RM RETRACT +12V OUT
 PIN 3 - 16 GA BROWN - RM BRAKE +12V OUT
 PIN 4 - NO CONNECTION
 PIN 5 - NO CONNECTION
 PIN 6 - NO CONNECTION

DRANGE WIRE QAD'S - DISCONNECT TO REVERSE RM OPERATION

CONFIDENTIALITY STATEMENT
 THIS DRAWING IS THE PROPERTY OF AMERICAN TECHNOLOGY COMPONENTS, INC. IT IS ONLY TO BE USED IN CONNECTION WITH ATC, INC. IT SHALL NOT BE COPIED IN ANY WAY, DUPLICATED, OR SUBMITTED TO OTHER PARTIES WITHOUT OUR WRITTEN CONSENT.

STEP	PROCESS	APPROVALS	INITIAL	DATE	SCALE	REV.	TITLE
X	NEXT	ENGINEERING			1:1	1	AMERICAN TECHNOLOGY COMPONENTS, INC.
X	X	MANUFACTURING			UNIT	B	2965 Laventure Place, Elmhurst, IL 60120 PH: (574) 862-2598 FAX: (574) 864-9198
X	X	SALES DEPT			DRW TOL: .005 X ± .005	JRN BY: KPD	SINGLE SLIDE ROOM MOD HOOK-UP DWG
X	X	CUSTOMER			ANG TOL: X ± .1"	DATE: 05-20-10	PART NO: AT-RLM-064HD

GEORGIE BOY/COACHMEN